




Feast of Saint Nicholas

Digital Download



KOLBE
ACADEMY



Advent & Christmas blessings!

We are delighted to share this special bonus lesson from *Stories of a Changing World*, part of the Kolbe Academy 3rd Grade History course. This lesson is designed to enrich your study and provide an extra opportunity for learning and reflection during this joyful season.

Along with the student book material, we are including the teacher manual, so you have all the guidance you need to explore this lesson fully with your child.

As the Advent season approaches and we prepare to celebrate the Feast of St. Nicholas, we hope this lesson brings extra warmth, curiosity, and family connection to your home. May it inspire conversation, imagination, and a deeper connection with St. Nicholas.



Bishop of Myra

Have you ever received a random act of kindness? Maybe you have felt joy when a family member gave you a present. Or maybe you have been surprised by a friend who reached out at just the right moment. St. Nicholas is remembered around the world for this same kind of giving spirit.

Nicholas was born c. 280 A.D. into a wealthy family. He grew up in the town of Patara, Lycia. Sadly, Nicholas lost both of his parents before he turned eight. After their death, Nicholas was given his parents' riches.

Nicholas wanted to use the money to glorify God. He began to serve the poor in his hometown. He gave freely to those suffering and in need.

At the age of 30, Nicholas became the bishop of Myra. During his time as bishop, Nicholas traveled to attend the Council of Nicaea. The council was hosted by Constantine the Great in 325 A.D. The meeting gave Nicholas hope about the uniting of Christians.

Christians living during this period had to worry about their safety. The Romans made it very difficult for Christians to practice their faith. It is believed that even St. Nicholas was imprisoned for his faith. Through it all, Nicholas continued to be a shepherd of the Church. He chose to boldly show the Romans that he was a Christian. He wore a miter atop his head and walked with crozier in his hand.



READ & LOOK BACK

- ☐ In the illustration above, label St. Nicholas' miter and crozier.

Anonymous Giver

Stories about St. Nicholas' giving spirit have been passed down over the centuries. The most popular story about St. Nicholas' good deeds involves a poor family with three daughters. During the time that St. Nicholas lived, it was common practice for a young woman's family to present her future husband with a dowry. A dowry was a payment of money or property. If a family did not have enough money for a dowry, their daughter would not be able to marry.



St. Nicholas was a champion for the poor. When he learned of the family who could not afford to marry their daughters, he wanted to help. One night, when the family was sound asleep, St. Nicholas dropped a sack of gold through a window in the family's home. The next morning the family found enough gold to pay for one daughter's dowry. They celebrated and wondered about who had delivered the gift. The next two nights, St. Nicholas did the same thing. He dropped two more sacks of gold through the family's window. St. Nicholas had given enough money for all three girls to be able to marry. The family gave thanks to God for the miraculous answer to their prayers.

St. Nicholas died in 343 A.D. He is remembered as the patron saint of children. Throughout his life, St. Nicholas enjoyed bringing Christ's love to others. He enjoyed being an anonymous, or unknown, giver. He did not want to receive praise or thanks. He simply wanted to share his deep love for others through the gift of giving.

READ & LOOK BACK

- ☐ Use a colored pencil to underline the definition of the term "dowry" within the text.

Comprehension Questions

1. Which of the following places was St. Nicholas the bishop?

- a. Myra
- b. Hippo
- c. Rome
- d. Alexandria



2. A _____ is a payment of money or property paid from a wife's family to her future husband.

3. What council did St. Nicholas attend?

4. **True or False:** St. Nicholas always left cards signed with his name when he did good deeds.

5. Write about a time that someone did an unexpected act of kindness for you or your family. How did you feel after receiving another person's thoughtful generosity?

All About: Champion for the Poor

ST. NICHOLAS

Lived from: _____ to _____



Add St. Nicholas' life to your **timeline**.

Birthplace: _____



Using a globe, a map, or an atlas, **locate** where St. Nicholas was born.

Color the icon that matches what St. Nicholas is most famous for:



CIVICS



ARTS




SCIENCES



EXPLORATION



FAITH



Illustrate a portrait of
St. Nicholas.

Saintly Virtue:

St. Nicholas was generous with his time, talents, and treasure. He dedicated his life to God, served faithfully as bishop, and generously gave his money away to those in need.

What are three ways that you can give to others in the spirit of St. Nicholas?

1. _____

2. _____

3. _____

St. Nicholas the Anonymous Giver

In your own words, write the legend of St. Nicholas' generosity to the poor family who couldn't afford to marry their daughters. **As you write your story, try to incorporate the words in the box below:**

daughters

marry

poor

dowry

night

surprise

gold

Nicholas

three

Bishop of Myra

As a bishop, St. Nicholas wore a miter on his head and held a crozier, a staff like those used by shepherds. As Bishop of Myra, his job was to care for all the faithful in his community. **Color** the miter and crozier using colors that you believe represent St. Nicholas' kindness and care for others.





OBJECTIVES

- Read to learn key ideas about St. Nicholas.
- Utilize context clues and the glossary to determine the meaning of unknown words.
- Look back in the text to locate a main idea.

MONITORING COMPREHENSION

- Consider reading the narrative aloud one time through before asking the student to read it.
- Stop after the second paragraph to talk about St. Nicholas' generous use of his parents' riches.
- After reading ask the student, "What was the most interesting fact you learned about St. Nicholas?"

BONUS LESSON

Bishop of Myra

Have you ever received a random act of kindness? Maybe you have felt joy when a family member gave you a present. Or maybe you have been surprised by a friend who reached out at just the right moment. St. Nicholas is remembered around the world for this same kind of giving spirit.

Nicholas was born c. 280 A.D. into a wealthy family. He grew up in the town of Patara, Lycia. Sadly, Nicholas lost both of his parents before he turned eight. After their death, Nicholas was given his parents' riches. Nicholas wanted to use the money to glorify God. He began to serve the poor in his hometown. He gave freely to those suffering and in need.

At the age of 30, Nicholas became the bishop of Myra. During his time as bishop, Nicholas traveled to attend the Council of Nicaea. The council was hosted by Constantine the Great in 325 A.D. The meeting gave Nicholas hope about the uniting of Christians.

Christians living during this period had to worry about their safety. The Romans made it very difficult for Christians to practice their faith. It is believed that even St. Nicholas was imprisoned for his faith. Through it all, Nicholas continued to be a shepherd of the Church. He chose to boldly show the Romans that he was a Christian. He wore a miter atop his head and walked with crozier in his hand.



READ & LOOK BACK

- ☐ In the illustration above, label St. Nicholas' miter and crozier.

LESSON EXTENSION

In the spirit of St. Nicholas, ask the student to perform a random act of kindness today.



TEACHING THE LESSON

Ask the student to read through the narrative. After reading through the narrative, the student should use a colored pencil to underline the answer to the "Read & Look Back" comprehension question.

Students will return to this page to fill in the note-sheet and lesson activities.



BONUS LESSON Champion for the Poor: St. Nicholas

Anonymous Giver

Stories about St. Nicholas' giving spirit have been passed down over the centuries. The most popular story about St. Nicholas' good deeds involves a poor family with three daughters. During the time that St. Nicholas lived, it was common practice for a young woman's family to present her future husband with a dowry. A dowry was a payment of money or property. If a family did not have enough money for a dowry, their daughter would not be able to marry.



St. Nicholas was a champion for the poor. When he learned of the family who could not afford to marry their daughters, he wanted to help. One night, when the family was sound asleep, St. Nicholas dropped a sack of gold through a window in the family's home. The next morning the family found enough gold to pay for one daughter's dowry. They celebrated and wondered about who had delivered the gift. The next two nights, St. Nicholas did the same thing. He dropped two more sacks of gold through the family's window. St. Nicholas had given enough money for all three girls to be able to marry. The family gave thanks to God for the miraculous answer to their prayers.

St. Nicholas died in 343 A.D. He is remembered as the patron saint of children. Throughout his life, St. Nicholas enjoyed bringing Christ's love to others. He enjoyed being an anonymous, or unknown, giver. He did not want to receive praise or thanks. He simply wanted to share his deep love for others through the gift of giving.

READ & LOOK BACK

- ☐ Use a colored pencil to underline the definition of the term "dowry" within the text.

BONUS LESSON: ST. NICHOLAS 227

OBJECTIVES

- Read to learn key ideas about St. Nicholas.
- Utilize context clues and the glossary to determine the meaning of unknown words.
- Look back in the text to locate a main idea.

MONITORING COMPREHENSION

- Preview the title, "Anonymous Giver." Discuss the meaning of the word "anonymous."
- Consider reading the narrative aloud one time through before asking the student to read it.
- After reading, ask the student to recall an example of St. Nicholas' generosity.

**TEACHING THE LESSON**

Ask the student to read through the narrative. After reading through the narrative, the student should use a colored pencil to underline the answer to the "Read & Look Back" comprehension question.

Students will need to return to this page to fill in the note-sheet and lesson activities.

LESSON EXTENSION

St. Nicholas' feast day is December 6. Consider talking with the student about the Christmas traditions associated with St. Nicholas.



OBJECTIVES

- Recall information from the text.
- Identify and explain main ideas.
- Look back in the text to locate information.

MONITORING COMPREHENSION

- Talk with the student about the short answer question. If the student struggles to think of an example, share a few of your own examples to help spark the student's memory. Let the student know that an unexpected act of kindness can be something very small and simple that had a large impact!

BONUS LESSON

Comprehension Questions

- Which of the following places was St. Nicholas the bishop?
 - Myra
 - Hippo
 - Rome
 - Alexandria
- A dowry is a payment of money or property paid from a wife's family to her future husband.
- What council did St. Nicholas attend?
 Nicaea



- Write about a time that someone did an unexpected act of kindness for you or your family. How did you feel after receiving another person's thoughtful generosity?

Answers will vary but should be written in complete sentences.

Student Exemplar: After my mom had my little sister a lot of people

brought us food. It was nice of them to bring us dinner because my mom

was very tired after having the baby. I felt very grateful and happy that

people did this for our family.

LESSON EXTENSION

Ask the student to read his or her short answer out loud. If the student used the "look-back" strategy to answer the questions, you may wish to quiz the student verbally to see if the student can recall the answers he or she located in the text.



TEACHING THE LESSON

Ask the student to answer numbers one through four. After the student has completed the top portion of the comprehension questions, read through the short answer question with the student. Ask them to brainstorm ideas aloud. Allow the student to look back in the text to determine an answer that fits the question. Encourage the student to respond in complete sentences by "turning the question around."

Check to make sure the student has given at least one specific example of a time someone performed an act of kindness. The student should have another sentence describing how that act of kindness made the student feel.



BONUS LESSON Champion for the Poor: St. Nicholas

All About: Champion for the Poor

ST. NICHOLAS

Lived from: **c. 280** to **343 A.D.**

Add St. Nicholas' life to your timeline.

Birthplace: **Patara, Lycia**

Using a globe, a map, or an atlas, locate where St. Nicholas was born.

Color the icon that matches what St. Nicholas is most famous for:



CIVICS



ARTS




SCIENCES



EXPLORATION



FAITH



Illustrate a portrait of St. Nicholas.

Saintly Virtue:

St. Nicholas was generous with his time, talents, and treasure. He dedicated his life to God, served faithfully as bishop, and generously gave his money away to those in need.

What are three ways that you can give to others in the spirit of St. Nicholas?

1. **I can give money to charity.**
2. **I can pay attention to other people's needs.**
3. **I can help my mom and dad without them asking first.**

BONUS LESSON: ST. NICHOLAS 229

OBJECTIVES

- Look back in the text to locate key facts.
- Place historical figures in chronological order on a timeline.
- Use a globe, map, or atlas to locate important places.
- Determine a category for the figure based on his accomplishments.

MONITORING COMPREHENSION

- St. Nicholas was born in Patara, Lycia, which was a very wealthy trading city in modern-day Turkey. Help the student locate the country of Turkey on a map. Patara, Lycia was located on the coast near the Mediterranean Sea.



TEACHING THE LESSON

Ask the student to look back in the narratives to locate the dates for St. Nicholas' birth and death. Be sure the student includes "A.D" after the dates. Stop and have the student add St. Nicholas to the timeline.

Next, look back to locate the birthplace for St. Nicholas. The student should then color in the icon that matches the most notable accomplishments for St. Nicholas. He is remembered for his generosity and his leadership as bishop so the student should color the "Faith" icon.

Finally, the student should draw a small illustration in the picture frame, following the directions below the frame.

LESSON EXTENSION

Look up the city in which St. Nicholas became bishop: Myra. Myra is near modern-day Demre, one of the most important towns of ancient Lycia.



OBJECTIVES

- Apply main ideas about St. Nicholas in new contexts.
- Re-write the legend of St. Nicholas and the three sacks of gold.
- Use the words in the box within the story.

MONITORING COMPREHENSION

- Verbally review the story of the legend of St. Nicholas and the three sacks of gold before asking the student to re-write the legend in his or her own words.

BONUS LESSON

St. Nicholas the Anonymous Giver

In your own words, write the legend of St. Nicholas' generosity to the poor family who couldn't afford to marry their daughters. **As you write your story, try to incorporate the words in the box below:**

daughters	marry	poor
dowry	night	surprise
gold	Nicholas	three

Answers will vary but should be written in complete sentences.

Student Exemplar: A long time ago there were three poor girls who wanted to get married. Because they were poor, they could not afford a dowry. The girls were very sad and St. Nicholas wanted to help. St. Nicholas decided that he would surprise them with some of his money. So for three nights, St. Nicholas dropped sacks of gold into the family's window. The girls were very surprised and also very happy.

LESSON EXTENSION

Have the student act out the story!



TEACHING THE LESSON

In this activity, students will re-write the legend of St. Nicholas and his generosity to the poor family who couldn't afford to marry their daughters. The student should try to use as many words from the word bank as possible while writing the story. Allow the student to look back in the narrative to review the details of the legend as needed.



OBJECTIVES

- Apply knowledge about St. Nicholas in a new context.
- Neatly color the miter and crozier.
- Select colors that could represent St. Nicholas' kindness and care for others.

MONITORING COMPREHENSION


- Talk with the student about how colors can be used to represent emotions and traits. For example, blue can represent peace and green can represent growth. Talk with the student about colors that could represent kindness and care. The student should develop a reason for why the colors can represent these traits.

BONUS LESSON Champion for the Poor: St. Nicholas

Bishop of Myra

As a bishop, St. Nicholas wore a miter on his head and held a crozier, a staff like those used by shepherds. As Bishop of Myra, his job was to care for all the faithful in his community. **Color** the miter and crozier using colors that you believe represent St. Nicholas' kindness and care for others. **Student Exemplar:**

I picked purple for the way St. Nicholas treated people like royalty and showed them that God loved them too.



I picked gold for the crozier because St. Nicholas was generous with his money.

BONUS LESSON: ST. NICHOLAS 231



TEACHING THE LESSON

In this activity, the student should neatly color the miter and crozier using colors he or she believes represents St. Nicholas' kindness and care for others. Encourage the student to write his or her explanations about the colors used along the side of the paper.

LESSON EXTENSION

Brainstorm a list of ways to show kindness and care for others.

Image Credits:

iStock images purchased with standard license; Images from <https://www.canva.com> used under Canva Professional license